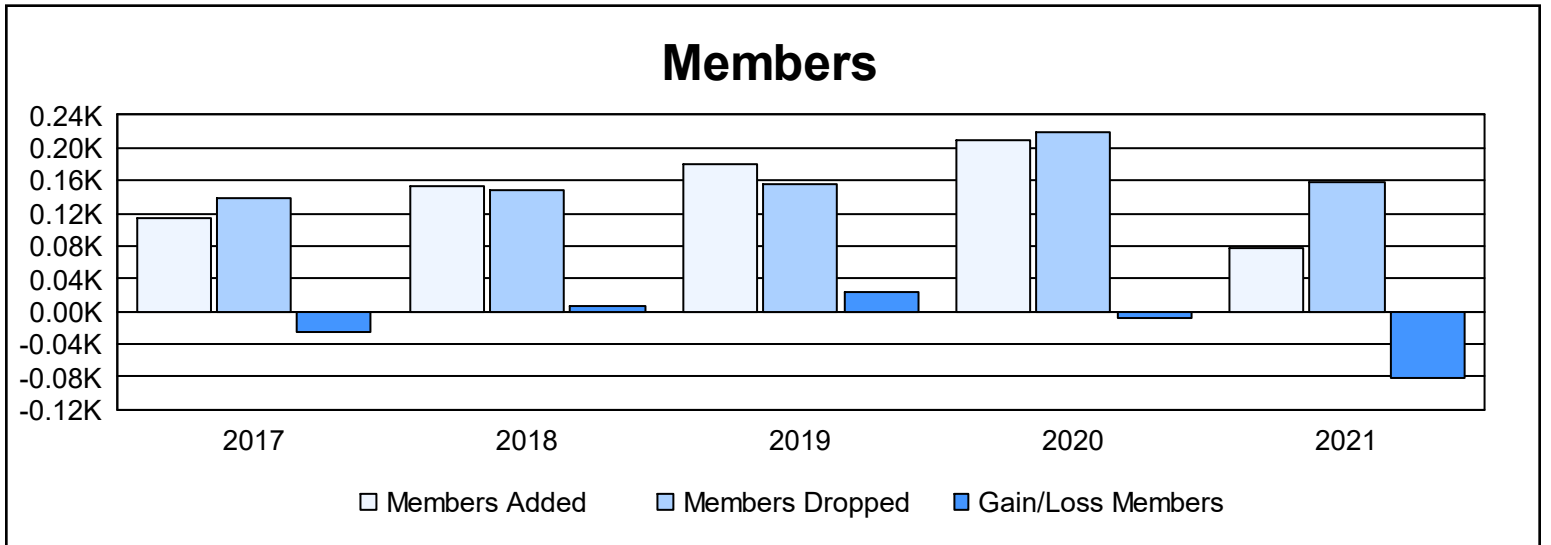
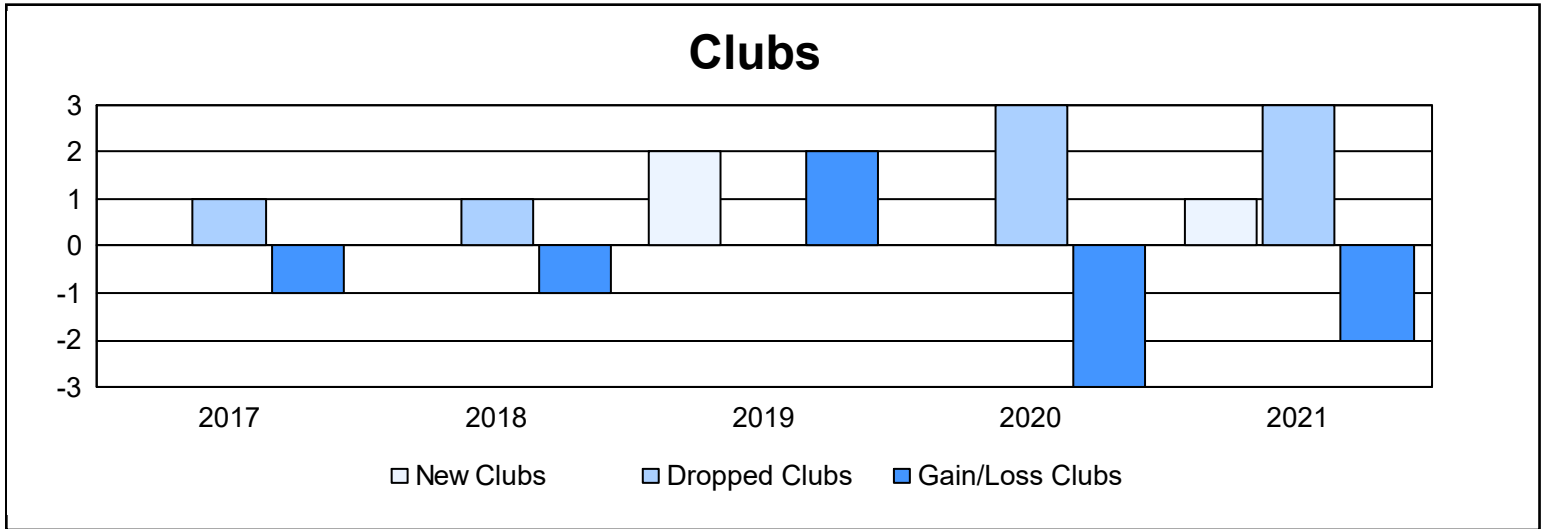
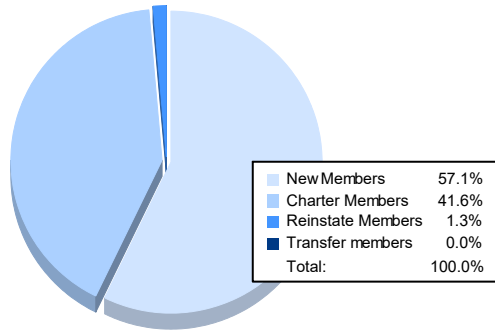


| Year | New Clubs | Dropped Clubs | Gain/ Loss Clubs | New Members | Charter Members | Reinstate Members | Transfer Members | Total Member Added | Total Members Dropped | Gain/ Loss Members |
|----------------|-----------|---------------|------------------|-------------|-----------------|-------------------|------------------|--------------------|-----------------------|--------------------|
| 2016-2017 | 0 | 1 | -1 | 110 | 0 | 3 | 0 | 113 | 139 | -26 |
| 2017-2018 | 0 | 1 | -1 | 152 | 0 | 1 | 1 | 154 | 148 | 6 |
| 2018-2019 | 2 | 0 | 2 | 123 | 53 | 1 | 2 | 179 | 156 | 23 |
| 2019-2020 | 0 | 3 | -3 | 189 | 1 | 3 | 16 | 209 | 218 | -9 |
| 2020-2021 | 1 | 3 | -2 | 44 | 32 | 1 | 0 | 77 | 158 | -81 |
| Average | 1 | 2 | -1 | 124 | 17 | 2 | 4 | 146 | 164 | -17 |



Membership Composition June 2021 Cumulative



Gender Composition June 2021 Cumulative

